



# 2022 BY THE NUMBERS

 **2,040**  
Average Worship Attendance

 **167**  
New Church Members

 **1,024**  
Preschoolers & Kids at KidLife

 **429**  
KidLife Volunteers

 **98**  
Kids in Attendance  
at Hispanic VBS

  **1,593**  
Average Life Group Attendance

 **95**  
First Time Guests

 **68** Baptisms

 **63**  
KidLife Gospel Conversations

 **271**  
DNow Students

**155**   
Hispanic Retreat Attendants

 **980**  
Thursday Chapel Participants

 **30**  
Family Dedications

  **60**  
1st Graders Received Bibles

**224**   
Students at Back to School Retreat


 **8**  
High School Community  
Group Homes

 **239**  
Sanctuary Choir and  
Orchestra Members

  **337**  
Average Bible Study  
Participants

 **2,117**  
FRC First Time Visitors

 **235**  
Kids at Summer  
Music Camp

 **140**  
Adults & Students on  
Chapel Choir Mission Tour

 **47**  
Couples in Together for Life

  **103**  
AUXANO Average Attendance

 **389**  
Average Weekly  
Livestream Views

**373**   
Kids at Recreation Summer Camps

 **138**  
Ballet Students


 **10,704**  
DMA Lessons Given to  
**322** Students

 **2973**  
Social Media Posts

 **3,094**  
Women's Ministry Podcast Listens

 **455,052**  
Website Page Views

 **7,823**  
Wednesday Meals Served

 **6,000**  
Candlelight Candles