




AT A GLANCE

 **2,145**
Average Worship Attendance

 **145**
New Church Members

 **1,665**
Average Life Group Attendance

 **427**
Average Weekly Bible Study Participants

60 
Baptisms

 **485**
First Time Guests

 **26**
Family Dedications

 **45**
1st Graders Received Bibles


 **44**
Couples in Together for Life

 **108**
AUXANO Average Attendance

 **400**
Handwritten Notes of Appreciation
Sent To Our **72** Veterans

 **7399**
Social Media Followers

 **65**
Women's Table Groups

 **7,500**
Average Weekly Households
Watching Our TV Ministry

 **505,487**
Website Page Views

 **378**
Average Weekly Livestream Views

 **1,075**
Preschoolers & Kids at KidLife


 **71**
KidLife Gospel Conversations

 **2,197**
FRC First Time Visitors and
5605 Unique Users


 **291**
Kids at Recreation Summer Camps

113 
Ballet Students

 **9,394**
Wednesday Meals Served

 **4,070**
Candlelight Attendees and Live
Streamed on **814** Devices

 **450+**
KidLife Volunteers

 **314**
DNOV Students

 **157**
Adults & Students on
Chapel Choir Mission Tour

 **11,386**
DMA Lessons Given to
337 Students

 **253**
Kids at Summer Music Camp


 **50**
Orchestra Members Playing
18 Different Instruments


 **117**
Hispanic Summer
Outreach Attendees

123 
Hispanic Retreat Attendants

 **39**
New Sanctuary Choir Members

*Thank you
Facilities Team!*

 **57**
Spaces Renovated/
Refreshed or Reconfigured

 **788**
Work Orders Completed

 **5705**
Resource Space Setups